

Fugarok

Mineral grout for ceramic tiles and natural stone. High workability and high-performance, ultra-cleanable.

Fugarok develops a semi-fluid rheology for extended-workability, guaranteeing fully filled joints and easy cleaning of the surface in any jobsite condition.



1. Prolonged workability
2. High filling power and no slip
3. Compact and even finish
4. High mechanical resistance
5. Waterproofed, specific for outdoor use

Areas of application

→ grouting of joints between 2 and 20 mm.

Materials to be grouted:

- porcelain tiles, low thickness slabs, ceramic tiles, klinker, cotto, of all formats
- natural stone, recomposed materials, marble.

→ Intended use:

- internal and external flooring and walls, in domestic, commercial and industrial applications and street furniture, in environments subject to heavy traffic, also in areas subject to thermal shock and freezing.
- suitable for underfloor heating systems.

Do not use on joints less than 2 mm or more than 20 mm in width, on floors and walls where resistance from chemical attack or absolutely no water absorbency are required; to grout elastic expansion or fractionizing joints; on substrates which are highly deformable, not completely dry or subject to moisture rising.

Instructions for use

→ Preparation of substrates

Before grouting joints, check that tiles have been laid correctly and are anchored perfectly to the substrate. Substrates must be perfectly dry. Grout joints in accordance with the recommended waiting time indicated on the relative data sheet for the adhesive used. For mortar substrates, wait at least 7 – 14 days depending on screed thickness, ambient weather conditions and on the level of absorption of the covering and the substrate. Any water or moisture rising can cause salt to build up on the surface of the grout or cause shade variations on account of the uneven evaporation of remaining water through the grout. Joints must be free from any excess adhesive, even if already hardened, and must be of an even depth of at least 2/3 of the overall thickness of the tile covering. This is necessary to prevent different drying times of each different thickness, with subsequent shade variations. Any dust and loose debris must be removed from the joints by carefully cleaning them with a vacuum cleaner. In the case of highly absorbent tiles or high temperatures, a damp sponge should be passed across the surface of the tilework prior to grouting joints, in order to prevent any water from being left in the joints.

→ Preparation

Prepare Fugarok in a clean container, first of all pouring in a quantity of water equal to approximately $\frac{3}{4}$ of the amount required. Gradually add Fugarok to the container, mixing the paste from the bottom upwards with a low-rev ($\approx 400/\text{min}$) helicoidal agitator. Add water until a fluid, smooth, lump-free mixture is obtained. The mixture must be of smooth consistency and without any lumps. For best results, and to mix larger quantities of the grout, a stirring device with vertical blades and slow rotation is recommended. The amount of water indicated on the packaging is indicative. It is possible to obtain mixtures with consistency of variable thixotropy according to the application to be made. Adding extra water does not improve the workability and the cleanability of the grout, and may cause shrinkage in the plastic phase of drying and result in less effective final performance. Prepare all mixtures required to complete the process using the same amount of water, in order to avoid any variations in grout shade.

→ Application

Fugarok must be applied evenly on the tile covering with a spreader or hard rubber float. Grout material has to be completely filled between entire joint areas, the application has to be done diagonally with respect to the joints. Remove most of the excess grout immediately, leaving only a thin film on the tile.

Instructions for use

→ Cleaning

Begin cleaning the tilework when the grout is touch dry into the joint. On completion, clean up the surface using a thick, large-sized sponge damped in clean water to avoid removing grout from the joints. Make sure clean water is used at all times, using appropriate trays with grills and cleaning rollers for the sponge. Use circular movements to soften the film of hardened grout

on the tiles. An electric sponge grout remover is recommended for large surface areas. Finish cleaning up by dragging the sponge diagonally across the tiles while applying water evenly over the tiles, in order to prevent any shade variations. Residual traces of grout can be removed from tools with water before the product has hardened.

Special notes

→ The partial or full replacement of mixing water with Fugaflex flexibilizing latex for cement-based grouts, gives increased flexibility to Fugarok, reduces the modulus of elasticity, increases resistance to water and substrate adhesion. Its use is recommended in the following specific applications: laying on wooden floors, laying large slabs ($\geq 900 \text{ cm}^2$) on façade, laying on substrates or using materials with high thermal expansion or where surfaces are to be subsequently smoothed.

→ Before grouting cotto or other highly porous surface coverings, or at high temperatures, it is advisable to wipe a damp sponge over the surface to counteract the porosity or to cool the surface, being careful not to leave water in the joints.








Certificates and marks



* Émission dans l'air intérieur Information sur le niveau d'émission de substances volatiles dans l'air intérieur, présentant un risque de toxicité par inhalation, sur une échelle de classe allant de A+ (très faibles émissions) à C (fortes émissions).

Abstract

Certified, high-performance grouting of ceramic tiles, porcelain tiles, low thickness slabs, marble and natural stone with mineral grout with high colour fastness, compliant with standard ISO 13007-3 - class CG2 WA, such as Fugarok by Kerakoll Spa. Joints must be dry and free from traces of adhesive and loose debris. Use a spreader or hard rubber float to apply the grout and suitable sponges and clean water to clean joints on completion. Joints of ____ mm width and tiles ____ x ____ cm in size will give an average coverage of approx. ____ kg/m². Existing elastic expansion and fractionising joints must be respected.

Fugarok colour chart		Colour Fastness* GSc (Daylight) EN ISO 105-A05 standard
Cement grey		4.5
KK 2		4.5
KK 66		4.5
KK 69		4.5
KK 71		4.5
KK 86		4.5
KK 109		4.5

Technical Data compliant with Kerakoll Quality Standard

Appearance	coloured pre-mixed	
Apparent volumetric mass	≈ 1.32 kg/dm ³	UEAtc/CSTB 2435
Mineralogical nature of inert material	silicate – crystalline carbonate	
Average granulometric composition	≈ 325 μm	
Shelf life	≈ 12 months from production in the original sealed packaging, protect from humidity	
Pack	bags 5 kg - 20 kg	
Mixing water:		
- 5 kg bag	≈ 1.2 l / 1 bag 5 kg	
- 20 kg bag	≈ 4 l / 1 x 20 kg bag	
Specific weight of the mixture	≈ 1.94 kg/dm ³	UNI 7121
Pot life	≈ 60 min.	
Temperature range for application	from +5 °C to +35 °C	
Width of joints	from 2 to 20 mm	
Grouting after laying:		
- with adhesive	see characteristics of adhesive	
- mortar	≈ 7 – 14 days	
Interval before normal use	≈ 3 days	
Coverage	see approximate coverage table	

Values taken at +23 °C, 50% R.H. and no ventilation. Data may vary depending on specific conditions at the building site, i.e. temperature, ventilation and absorbency level of the substrate and of the materials laid.

Coverage table							
Depth	Thickness	grammes/m ² joint width					
		2 mm	3 mm	4 mm	5 mm	8 mm	12 mm
5x5 cm	4 mm	≈ 628	≈ 942	≈ 1256	≈ 157	≈ 2512	≈ 3768
20x20 cm	8 mm	≈ 314	≈ 471	≈ 628	≈ 785	≈ 1256	≈ 1884
20x20 cm	14 mm	≈ 548	≈ 822	≈ 1096	≈ 1370	≈ 2192	≈ 3288
30x30 cm	10 mm	≈ 262	≈ 393	≈ 524	≈ 655	≈ 1048	≈ 1572
30x30 cm	14 mm	≈ 366	≈ 549	≈ 732	≈ 915	≈ 1464	≈ 2196
40x40 cm	10 mm	≈ 196	≈ 294	≈ 392	≈ 490	≈ 784	≈ 1176
50x50 cm	10 mm	≈ 156	≈ 234	≈ 312	≈ 390	≈ 624	≈ 936
30x60 cm	10 mm	≈ 196	≈ 294	≈ 392	≈ 490	≈ 784	≈ 1176
60x60 cm	10 mm	≈ 130	≈ 195	≈ 260	≈ 325	≈ 520	≈ 780
13.5x80 cm	10 mm	≈ 340	≈ 510	≈ 680	≈ 850	≈ 1360	≈ 2040
20x80 cm	10 mm	≈ 246	≈ 369	≈ 492	≈ 615	≈ 984	≈ 1476
40x80 cm	10 mm	≈ 148	≈ 222	≈ 296	≈ 370	≈ 592	≈ 888
80x80 cm	10 mm	≈ 98	≈ 147	≈ 196	≈ 245	≈ 392	≈ 588
11x90 cm	10 mm	≈ 400	≈ 600	≈ 800	≈ 1000	≈ 1600	≈ 2400
22.5x90 cm	10 mm	≈ 218	≈ 327	≈ 436	≈ 545	≈ 872	≈ 1308
15x90 cm	10 mm	≈ 304	≈ 456	≈ 608	≈ 760	≈ 1216	≈ 1824
30x90 cm	10 mm	≈ 174	≈ 261	≈ 348	≈ 435	≈ 696	≈ 1044
60x90 cm	10 mm	≈ 108	≈ 162	≈ 216	≈ 270	≈ 432	≈ 648
50x100 cm	3 mm	≈ 36	≈ 54	≈ 72	≈ 90	≈ 144	≈ 216
100x100 cm	3 mm	≈ 24	≈ 36	≈ 48	≈ 60	≈ 96	≈ 144
10x120 cm	10 mm	≈ 424	≈ 636	≈ 848	≈ 1060	≈ 1696	≈ 2544
15x120 cm	10 mm	≈ 294	≈ 441	≈ 588	≈ 735	≈ 1176	≈ 1764
20x120 cm	10 mm	≈ 228	≈ 342	≈ 456	≈ 570	≈ 912	≈ 1368
30x120 cm	10 mm	≈ 164	≈ 246	≈ 328	≈ 410	≈ 656	≈ 984
60x120 cm	5 mm	≈ 50	≈ 75	≈ 100	≈ 125	≈ 200	≈ 300
120x120 cm	5 mm	≈ 32	≈ 48	≈ 64	≈ 80	≈ 128	≈ 192
100x300 cm	3 mm	≈ 16	≈ 24	≈ 32	≈ 40	≈ 64	≈ 96

The data provided must be considered merely as an indication of the grout coverage, averaged out based on our experience and taking into account normal site wastage. The following may vary according to specific conditions at the building site: roughness of tile, excess of residual product, lack of surface flatness, temperatures, seasonal conditions.

Performance**VOC Indoor Air Quality (IAQ) - Volatile organic compound emissions**

Conformity	EC 1 Plus GEV-Emicode	GEV certified 16419/11.01.02
------------	-----------------------	---------------------------------

HIGH-TECH

Flexural strength after 28 days	$\geq 5 \text{ N/mm}^2$	ISO 13007-4.1.3
---------------------------------	-------------------------	-----------------

Shrinkage	$\leq 3 \text{ mm/m}$	ISO 13007-4.3
-----------	-----------------------	---------------

Compressive strength after 28 days	$\geq 30 \text{ N/mm}^2$	ISO 13007-4.1.4
------------------------------------	--------------------------	-----------------

Resistance to frost-thaw cycles:

- flexural	$\geq 2.5 \text{ N/mm}^2$	ISO 13007-4.1.5
------------	---------------------------	-----------------

- compressive	$\geq 15 \text{ N/mm}^2$	ISO 13007-4.1.5
---------------	--------------------------	-----------------

Resistance to abrasion after 28 days	$\leq 500 \text{ mm}^3$	ISO 13007-4.4
--------------------------------------	-------------------------	---------------

Water absorption after 30 min.	$\leq 1 \text{ g}$	ISO 13007-4.2
--------------------------------	--------------------	---------------

Water absorption after 240 mins.	$\leq 3 \text{ g}$	ISO 13007-4.2
----------------------------------	--------------------	---------------


Working temperature	from $-40 \text{ }^\circ\text{C}$ to $+90 \text{ }^\circ\text{C}$	
---------------------	---	--

Conformity	CG2 WA	ISO 13007-3
------------	--------	-------------

Values taken at +23 °C, 50% R.H. and no ventilation. Data may vary depending on specific conditions at the building site.

Warning

- Abide by any standards and national regulations
- in swimming pools, check the suitability of the product based on the type of water and the type of chemical or physical treatment used
- applying the powder of Fugarok to flooring in order to reduce cleaning times will cause shade variations to the grout
- grout shades are not reproducible and may even vary during application, as a result of application techniques and ambient conditions during and immediately after the grout has been applied
- workability times may vary considerably, depending on environmental conditions and on tile and substrate absorbency
- protect the grout from direct rainfall and sun for at least 12 hours after application
- grouting joints on substrates that are still damp will cause shade variations in the grout
- if necessary, ask for the safety data sheet
- for any other issues, contact the Kerakoll Worldwide Global Service +39 0536 811 516 - globalservice@kerakoll.com



This information was last updated in April 2026; please note that additions and/or amendments may be made over time by KERAKOLL SpA; for the latest version, see www.kerakoll.com. KERAKOLL SpA shall therefore be liable for the validity, accuracy and updating of information provided only when taken directly from its institutional website. The technical data sheet given here is based on our technical and practical knowledge. As it is not possible for us to directly check the conditions of your building site and the execution of the work, this information represents general indications that do not bind Kerakoll in any way. Therefore, it is advisable to perform a preliminary test to verify the suitability of the product for your purposes.